


# Stage Design: A Practical Guide



## Stage Design: A Practical Guide by Gary Thorne

★★★★☆ 4.1 out of 5

Language : English  
File size : 18727 KB  
Text-to-Speech : Enabled  
Screen Reader : Supported  
Enhanced typesetting : Enabled  
Word Wise : Enabled  
Print length : 160 pages



Stage design is the art of creating the visual environment for a theatrical production. It encompasses everything from the scenery and props to the lighting and sound design. A well-designed stage can help to create a sense of place and atmosphere, and can even help to tell the story of the play.

If you're interested in learning more about stage design, this guide will provide you with everything you need to know. We'll cover everything from the basics of stage design to more advanced topics such as lighting and sound design.

## The Basics of Stage Design

The first step in stage design is to develop a concept. This concept will help to guide all of the other elements of the design, from the scenery to the lighting. When developing a concept, it's important to consider the following factors:

- The play's genre and style
- The play's setting
- The play's characters
- The play's themes

Once you have a concept, you can begin to develop the specific elements of the stage design. These elements include:

- Scenery
- Props
- Lighting
- Sound

Scenery is the physical environment of the play. It includes the walls, floors, and ceilings of the set, as well as any other objects that are used to create the setting. Props are objects that are used by the actors during the play. They can include everything from furniture to weapons to food.

Lighting is used to create the atmosphere of the play. It can be used to highlight certain elements of the set or to create a specific mood. Sound is used to create the aural environment of the play. It can include music, sound effects, and even the voices of the actors.

### **Advanced Stage Design Topics**


Once you have a basic understanding of stage design, you can begin to explore more advanced topics such as lighting and sound design. Lighting

design is the art of using light to create the atmosphere of a play. It can be used to highlight certain elements of the set or to create a specific mood. Sound design is the art of using sound to create the aural environment of a play. It can include music, sound effects, and even the voices of the actors.

Lighting and sound design are both essential elements of stage design. They can help to create a sense of place and atmosphere, and can even help to tell the story of the play.

Stage design is a complex and challenging field, but it can also be very rewarding. If you have a passion for theater and a desire to create something beautiful, then stage design may be the perfect career for you.

This guide has provided you with a basic overview of stage design. If you're interested in learning more, there are many resources available online and in libraries. You can also find stage design courses at many colleges and universities.



## Stage Design: A Practical Guide by Gary Thorne

★★★★☆ 4.1 out of 5

Language : English  
File size : 18727 KB  
Text-to-Speech : Enabled  
Screen Reader : Supported  
Enhanced typesetting : Enabled  
Word Wise : Enabled  
Print length : 160 pages

FREE


DOWNLOAD E-BOOK





## **Robot Buddies: Search For Snowbot**

In the realm of innovation and camaraderie, where technology meets friendship, two extraordinary robot buddies, Bolt and Byte, embark on an...



## **Guide George Miles Cycle Dennis Cooper: An Extraordinary Ride Through the Longest War**

In the annals of military history, there are few individuals whose service has been as extraordinary as that of Guide George Miles ...