

Old Flies in New Dresses: How to Dress Dry Flies with the Wings in the Natural

- Dry fly hook
- Thread
- Dry fly hackle
- Dry fly wings
- Scissors
- Bodkin
- Needle
- Fly tying vise

Stacking Method

1. Start by tying the thread onto the hook.
2. Wrap the thread up the hook to the point where you want the wings to be.
3. Select a few dry fly hackle feathers.
4. Tie the hackle feathers onto the hook by wrapping the thread around the base of the feathers.
5. Trim the excess hackle feathers.
6. Select a pair of dry fly wings.

7. Tie the wings onto the hook by wrapping the thread around the base of the wings.
8. Trim the excess wing material.

Folding Method

1. Start by tying the thread onto the hook.
2. Wrap the thread up the hook to the point where you want the wings to be.
3. Select a dry fly hackle feather.
4. Tie the hackle feather onto the hook by wrapping the thread around the base of the feather.
5. Trim the excess hackle feather.
6. Select a pair of dry fly wings.
7. Fold the wings in half lengthwise.
8. Tie the wings onto the hook by wrapping the thread around the base of the wings.
9. Trim the excess wing material.
 - Use the right size dry fly hook. The hook should be large enough to support the weight of the fly, but small enough to be invisible to the fish.
 - Use high-quality dry fly hackle feathers. The hackle feathers should be stiff and durable.

- Use high-quality dry fly wings. The wings should be thin and translucent.
- Dress the fly carefully. The fly should be dressed in a way that makes it look as natural as possible.
- Experiment with different dressing techniques. There are many different ways to dress dry flies with the wings in the natural position. Experiment with different techniques until you find one that you like.

Dressing dry flies with the wings in the natural position is a skill that takes time and practice. However, it is a skill that is well worth learning. By following the instructions in this article, you can learn how to dress dry flies that will be more effective at catching trout.



Old Flies in New Dresses How to Dress Dry Flies with the Wings in the Natural Position and Some New Wet


Flies by Emma Ashwood

★★★★☆ 4.7 out of 5

Language : English
File size : 207 KB
Text-to-Speech : Enabled
Screen Reader : Supported
Enhanced typesetting : Enabled
Word Wise : Enabled
Print length : 146 pages
Lending : Enabled




Old Flies in New Dresses How to Dress Dry Flies with the Wings in the Natural Position and Some New Wet



Flies by Emma Ashwood


★★★★☆ 4.7 out of 5

Language : English
File size : 207 KB
Text-to-Speech : Enabled
Screen Reader : Supported
Enhanced typesetting : Enabled
Word Wise : Enabled
Print length : 146 pages
Lending : Enabled



Robot Buddies: Search For Snowbot

In the realm of innovation and camaraderie, where technology meets friendship, two extraordinary robot buddies, Bolt and Byte, embark on an...



Guide George Miles Cycle Dennis Cooper: An Extraordinary Ride Through the Longest War

In the annals of military history, there are few individuals whose service has been as extraordinary as that of Guide George Miles ...