


Job Hunting: Get Your Resume In The Right Hands With These Expert Tips

: The Importance of a Tailored Resume for Job Success

In the fiercely competitive job market, crafting a tailored resume is paramount to securing interviews and advancing your career aspirations. A well-crafted resume serves as a powerful tool, showcasing your unique skills, experiences, and qualifications to potential employers. To ensure your resume reaches the right hands and captures the attention of recruiters, it's essential to adopt a strategic approach. This comprehensive guide will equip you with invaluable tips and techniques to optimize your resume and increase your chances of landing the job you seek.

Step 1: Understand the Job Description and Company Culture

Before embarking on the resume writing process, meticulously review the job description and conduct thorough research about the company. This crucial step provides valuable insights into the specific requirements of the role and the unique culture of the organization. By tailoring your resume to align with the key responsibilities outlined in the job description, you demonstrate a genuine interest in the position and showcase your qualifications as an ideal candidate.



2024 Food Directory of Venture Capital and Private Equity Firms: Job Hunting? Get Your Resume in the Right Hands

by Shannon P. Pratt

★★★★★ 5 out of 5

Language : English

File size : 409 KB

Text-to-Speech : Enabled

Screen Reader : Supported
Enhanced typesetting: Enabled
Print length : 191 pages
Lending : Enabled



Additionally, researching the company's mission, values, and recent achievements allows you to tailor your resume to highlight your compatibility with their work environment. By demonstrating your understanding of the company's ethos, you effectively position yourself as a suitable cultural fit, increasing your chances of resonating with recruiters and hiring managers.

Step 2: Craft a Compelling Summary and Objective

The resume summary and objective are your first opportunity to make a strong impression and pique the interest of recruiters. In a few concise sentences, effectively summarize your core competencies, highlighted by quantifiable achievements and relevant experience that aligns with the job requirements. Remember to tailor your summary and objective to each job application, emphasizing the specific skills and experiences that would make you an asset to the company.

Avoid vague or generic language that fails to capture the essence of your qualifications. Instead, opt for active verbs and specific examples to showcase your impact and contributions in previous roles. By presenting a compelling summary and objective, you entice recruiters to delve deeper into your resume and consider your candidacy further.

Step 3: Showcase Your Skills and Experience

The skills and experience section is the heart of your resume, providing recruiters with a detailed account of your professional qualifications. Begin by listing your hard skills, such as technical expertise, software proficiency, and specialized knowledge related to the job you are seeking. Quantify your accomplishments whenever possible, using specific metrics and data to demonstrate your impact and value.

Next, highlight your soft skills, which include transferable abilities such as communication, teamwork, problem-solving, and adaptability. These skills are highly sought after by employers and can differentiate you from other candidates. Provide specific examples that illustrate how you have effectively utilized your soft skills in a professional setting.

Step 4: Highlight Your Education and Credentials

Your education section should include the names of institutions attended, degrees obtained, and any relevant coursework or honors. If you have recently graduated, consider including your GPA, especially if it is above a 3.5. For more experienced professionals, focus on highlighting advanced degrees, certifications, or specialized training that enhances your qualifications for the role you are pursuing.

Step 5: Optimize for ATS (Applicant Tracking Systems)

In today's digital hiring landscape, many companies use Applicant Tracking Systems (ATS) to screen resumes for keywords and specific criteria. To ensure your resume passes through ATS filters, optimize it using relevant keywords from the job description. Incorporate industry-specific terminology and quantify your accomplishments using numbers and metrics.

Avoid using excessive formatting, images, or graphics, as these elements can hinder ATS readability. Keep your resume concise and well-organized, making it easy for recruiters to quickly scan and identify your key qualifications.

Step 6: Proofread Carefully

Before submitting your resume, proofread it meticulously to eliminate any errors in grammar, spelling, or punctuation. Consider asking a friend, family member, or career counselor to review your resume for additional feedback and to ensure its overall effectiveness. A polished and error-free resume conveys professionalism and attention to detail, demonstrating that you take pride in your work.

Step 7: Tailor Your Resume to Each Job Application

It is crucial to tailor your resume to each job application you submit. Take the time to review the job description thoroughly and identify the specific skills, experiences, and qualifications that the employer is seeking. Highlight these elements prominently in your resume, demonstrating how your background aligns with the requirements of the position.

Avoid submitting generic resumes that fail to address the specific needs of each job application. By tailoring your resume, you demonstrate your genuine interest in the role and increase your chances of securing an interview.


Step 8: Follow Up

After submitting your resume, follow up with the hiring manager or recruiter to express your continued interest in the position. This proactive approach demonstrates your enthusiasm and eagerness to join the company. In your

follow-up, reiterate your key qualifications and how they align with the role. If you have not received a response within a week or two, consider sending a brief follow-up email or LinkedIn message to inquire about the status of your application.

: The Power of a Well-Crafted Resume

In the competitive job market, crafting a well-crafted resume is essential to getting your foot in the door and securing interviews. By following these expert tips, you can optimize your resume to effectively showcase your skills, experience, and qualifications. Remember to tailor your resume to each job application, highlighting the specific elements that align with the requirements of the role. With a polished and compelling resume, you can increase your chances of making a positive impression on recruiters and landing the job you desire.



2024 Food Directory of Venture Capital and Private Equity Firms: Job Hunting? Get Your Resume in the Right Hands

by Shannon P. Pratt


★★★★★ 5 out of 5

Language : English
File size : 409 KB
Text-to-Speech : Enabled
Screen Reader : Supported
Enhanced typesetting : Enabled
Print length : 191 pages
Lending : Enabled

FREE


DOWNLOAD E-BOOK





Robot Buddies: Search For Snowbot

In the realm of innovation and camaraderie, where technology meets friendship, two extraordinary robot buddies, Bolt and Byte, embark on an...



Guide George Miles Cycle Dennis Cooper: An Extraordinary Ride Through the Longest War

In the annals of military history, there are few individuals whose service has been as extraordinary as that of Guide George Miles ...