


Get Started Fast Rejection Free: A Comprehensive Guide to Streamlining Your Job Search

In today's competitive job market, it's essential to present yourself in the best possible light and avoid any potential roadblocks that could hinder your chances of success. One of the most frustrating aspects of the job search process is dealing with rejection. However, there are effective strategies you can employ to minimize the likelihood of rejection and expedite your search for your dream job. This comprehensive guide will provide you with invaluable insights and practical tips to help you get started fast, rejection-free.

Before we delve into the strategies for avoiding rejection, it's crucial to understand the common reasons why job applications are rejected. By identifying these potential pitfalls, you can take proactive measures to address them and increase your chances of success.

1. Lack of Qualifications or Experience:



Quick Start Guide for Network Marketing: Get Started FAST, Rejection-FREE! by Keith Schreiter

★★★★☆ 4.8 out of 5

Language : English
File size : 697 KB
Text-to-Speech : Enabled
Screen Reader : Supported
Enhanced typesetting : Enabled
X-Ray : Enabled
Word Wise : Enabled
Print length : 102 pages



Thoroughly review the job description and assess whether your skills and experience align with the requirements. If there are any significant gaps, consider highlighting transferable skills or seeking additional training to make yourself a more competitive candidate.

2. Poor Cover Letter or Resume:

Your cover letter and resume are often the first impression you make on a prospective employer. Ensure they are well-written, error-free, and tailored to the specific job you're applying for. Proofread carefully and seek feedback from a career counselor or mentor to enhance your application materials.

3. Incomplete or Inaccurate Information:

Provide complete and accurate information throughout your application. Ensure your resume is up-to-date and reflects your most recent work experience and skills. Double-check all dates, contact details, and references to avoid any discrepancies.

4. Unprofessional or Inappropriate Behavior:

During interviews, conduct yourself professionally and respectfully. Dress appropriately, arrive on time, and be prepared to answer questions clearly and confidently. Avoid being overly aggressive or passive, as interviewers

are looking for candidates who are confident and articulate but also approachable.

5. Poor Cultural Fit:

Some companies place a high emphasis on cultural fit. Do your research on the company's values and mission and ensure your application and interview performance align with those values. This shows that you're not only qualified but also a suitable match for the team and organization.

Now that we've identified the common causes of rejection, let's explore effective strategies to help you avoid these pitfalls and increase your chances of success.

1. Enhance Your Qualifications and Experience:

Continuously develop your skills and knowledge through online courses, workshops, or certifications. Highlight your transferable skills and how they can be applied to the role you're applying for.

2. Prepare High-Quality Application Materials:

Invest time in crafting a compelling cover letter and resume. Use strong action verbs, quantify your achievements, and tailor your materials to each specific job application. Seek feedback from a trusted source to ensure your application stands out from the crowd.

3. Thoroughly Research the Company and Position:

Take the time to research the company, industry, and specific role you're applying for. This will enable you to demonstrate your genuine interest and understanding of the organization's needs.

4. Practice Your Interview Skills:

Prepare for interviews by researching common interview questions and practicing your answers. Consider role-playing with a friend or family member to gain confidence and refine your responses.

5. Network and Build Relationships:

Attend industry events, connect with professionals on LinkedIn, and engage in informational interviews. Expanding your network can provide valuable insights, job leads, and recommendations that can significantly increase your chances of success.

In addition to the strategies outlined above, here are some additional tips to help you navigate the job search process with greater success:

- **Set Realistic Expectations:**

Don't get discouraged by a few rejections. Job searching can be a competitive process, and it's essential to stay positive and persistent.

- **Learn from Your Mistakes:**

If you do receive a rejection, take the time to assess the feedback you received and identify areas for improvement. This will help you refine your approach and increase your chances of success in future applications.

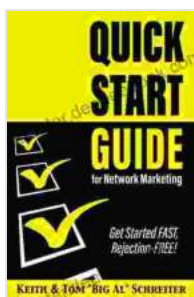
- **Follow Up Politely:**

After an interview, it's always courteous to send a thank-you note and follow up after the expected decision date. This shows the employer that you're still interested and allows you to inquire about the status of your application.

- **Seek Support and Guidance:**

Don't hesitate to seek support from career counselors, mentors, or friends and family. They can provide valuable advice, encouragement, and assistance with your job search.

Rejection is an inevitable part of the job search process, but it doesn't have to be a discouraging experience. By understanding the common causes of rejection and implementing the strategies outlined in this guide, you can minimize the likelihood of facing this setback and significantly increase your chances of success. Remember to stay positive, persistent, and open to learning and improvement. With the right approach and a rejection-free mindset, you can accelerate your job search journey and land the perfect role for your skills and aspirations.




Quick Start Guide for Network Marketing: Get Started FAST, Rejection-FREE! by Keith Schreiter

★★★★☆ 4.8 out of 5


Language : English
File size : 697 KB
Text-to-Speech : Enabled
Screen Reader : Supported
Enhanced typesetting : Enabled
X-Ray : Enabled
Word Wise : Enabled

Print length : 102 pages
Lending : Enabled



Robot Buddies: Search For Snowbot

In the realm of innovation and camaraderie, where technology meets friendship, two extraordinary robot buddies, Bolt and Byte, embark on an...



Guide George Miles Cycle Dennis Cooper: An Extraordinary Ride Through the Longest War

In the annals of military history, there are few individuals whose service has been as extraordinary as that of Guide George Miles ...