


# First Steps In Learning To Play Guitar With Audio Video

Learning to play guitar can be a daunting task, but it's definitely worth it if you have the passion and dedication. There are many different ways to learn, but one of the most effective is to use audio and video resources. In this article, we'll share some tips on how to get started with learning guitar using audio and video.



## Guitar for Kids: First Steps in Learning to Play Guitar with Audio & Video by Gareth Evans

★★★★☆ 4.4 out of 5

Language : English  
File size : 3272 KB  
Text-to-Speech : Enabled  
Enhanced typesetting : Enabled  
Word Wise : Enabled  
Print length : 63 pages  
Screen Reader : Supported



## Finding the Right Audio and Video Resources

The first step is to find the right audio and video resources. There are many different options available, so it's important to find ones that fit your learning style and goals. If you're a beginner, you may want to start with some basic lessons that teach you the fundamentals of guitar playing. Once you have a foundation, you can start exploring more advanced resources.

There are many different places to find audio and video guitar lessons. You can find them online, at your local library, or even at music stores. If you're not sure where to start, you can try searching for "guitar lessons" on YouTube or Google. You can also ask your friends or family members if they know of any good resources.

## **Getting Started**

Once you have some audio and video resources, it's time to get started! The best way to learn is to practice regularly. Set aside some time each day to practice, even if it's just for 15 minutes. As you practice, you'll start to develop your skills and learn new things.

When you're first starting out, it's important to focus on the basics. This includes learning how to hold the guitar, how to strum, and how to play basic chords. Once you have a good foundation, you can start learning more advanced techniques.

## **Tips for Learning Guitar With Audio and Video**

- **Find a good teacher.** A good teacher can help you learn the basics of guitar playing and provide you with feedback on your progress.
- **Practice regularly.** The best way to learn guitar is to practice regularly. Set aside some time each day to practice, even if it's just for 15 minutes.
- **Be patient.** Learning to play guitar takes time and practice. Don't get discouraged if you don't see results immediately. Just keep practicing and you'll eventually reach your goals.

- **Have fun!** Learning to play guitar should be fun. If you're not enjoying it, you're less likely to stick with it. Find some songs that you love to play and make learning guitar a part of your daily routine.

Learning to play guitar can be a rewarding experience. With the right audio and video resources, you can learn the basics of guitar playing and start making music in no time. So what are you waiting for? Get started today!




## Guitar for Kids: First Steps in Learning to Play Guitar with Audio & Video by Gareth Evans

★★★★☆ 4.4 out of 5

Language : English  
File size : 3272 KB  
Text-to-Speech : Enabled  
Enhanced typesetting : Enabled  
Word Wise : Enabled  
Print length : 63 pages  
Screen Reader : Supported


FREE

DOWNLOAD E-BOOK



## Robot Buddies: Search For Snowbot

In the realm of innovation and camaraderie, where technology meets friendship, two extraordinary robot buddies, Bolt and Byte, embark on an...



## Guide George Miles Cycle Dennis Cooper: An Extraordinary Ride Through the Longest War

In the annals of military history, there are few individuals whose service has been as extraordinary as that of Guide George Miles ...